

VMware System Builder Program

Server Certification Equivalency Tool (SCET)

- Online, pass-through certification tool available in VMware Partner Central
- Place your ODM-based server platform on VMware's Compatibility Guide
 - <http://www.vmware.com/resources/compatibility/search.php>

Server Certification Equivalency Tool (SCET)

Server Certification Equivalency Tool (SCET)

Allows System Builder partners to place ODM-based server platforms on VMware's Hardware Compatibility Guide

<http://www.vmware.com/resources/compatibility/search.php>

Available in Partner Central to Registered System Builder

- No fee to join program, simple registration process

Equivalency Claims for ODM platforms only

- No equivalency claims to other OEM or System Builder systems
- If ODM platform not listed, contact ODM directly to get base model certified

Can Only Change Company Name and Model #

- Other configuration info must be identical to base ODM model

Misrepresentation of a system on the VMware Hardware Compatibility Guide can result in the dismissal from the VMware System Builder Program

SCET Online Tool – Step by Step Instructions

1. Login to Partner Central:

www.vmware.com/partners/partners.html

The screenshot displays the VMware Partner Central website. At the top left, there is a green navigation bar with the text "Home > Partners" and "Partner Central Access". Below this, the main content area is titled "Partner Central" and includes a brief description of the portal. A red circle highlights the "Partner Login" section, which contains a form with fields for "User Name" and "Password", a "Forgot username or password?" link, and a "Login" button. To the right of the main content, there is a sidebar with a "Partners" menu and a "Need a User Account?" section with an "Add an account" button. Below the main content, there are three columns: "Get Certified" (Partner University), "Start Selling" (Sales tools), and "Generate leads" (Expand your virtualization business). At the bottom right, there is a "VMware Partner Exchange" section with a "Register Today" button.

Home > Partners

Partner Central Access

Partner Central

Partner Central is the exclusive online information resource, providing a single dedicated web portal for all VMware Partners. It offers everything you need to build a successful virtualization practice including access to training, product information, sales tools, and marketing campaigns.

- [Register for a user account](#)

Partner Login

Please enter your User Name.

User Name:

Password:

[Forgot username or password?](#)

Partners

- Partner Programs
- Solution Competencies
- Partner Central Sign-In
- Partner Locator

Need a User Account?

Self-register today to add yourself to your company's Partner Central account.


[Add an account](#)

VMware Partner Exchange

VMware Partner Exchange 2010
February 8-11, 2010
Las Vegas, NV

[Register Today](#)


Get Certified



Get trained and demonstrate your expertise in virtual infrastructure.

Earn your VSP, VTSP & VCP accreditations and certifications through online, live online and in-person classes from Partner University.


Start Selling



Sell effectively and start closing deals.

Download sales tools such as cheat sheets, presentations, call scripts and competitive flashes for vSphere, vCenter family and other VMware products.

Generate leads



Expand your virtualization business and generate new sales opportunities.

Easily launch co-branded and interactive Partner Ready Campaigns that are available by products and solutions

SCET Online Tool – Step by Step Instructions


2. Proceed to System Builder Program Page on Partner Central Click on link to SCET in Technical Tools section

Home > My Program > System Builders

System Builders

GET THE LATEST ON YOUR PROGRAM BENEFITS & REQUIREMENTS

Don't lose your valuable program benefits.

 You must meet the program requirements below on time in order to maintain your current status in the VMware Partner Network. [Check your compliance date](#) as it differs due to region.

System Builder Central

Welcome to the VMware System Builder Central, designed to be your first stop for the latest in System Builder program information, sales and marketing tools, events, training and hot topic news.

What's New

Partner with Intel. Intel to sell and distribute VMware vSphere 4 bundled with board and system products starting in the fourth quarter of 2009. [Learn more](#) about the Intel virtualization opportunity for SMB.

Build customer confidence. Certify Server Platforms and place them on our [Hardware Compatibility Guide](#) in a few easy steps using the new [Server Certification Equivalency Tool \(SCET\)](#).

Resources

- ▶ Program Guide
- ▶ NFR Policy Guide
- ▶ IUL Policy Guide
- ▶ Cooperative Support Engagement
- ▶ System Builder Logo

Technical Tools

- ▶ [Server Certification Equivalency Tool \(SCET\)](#) is an easy method to place your server hardware on VMware's Hardware Compatibility Guide. [Use the tool.](#)
- ▶ [VMware Hardware Compatibility Guide](#)

SCET Online Tool – Step by Step Instructions

3. View Past Submissions and Withdraw Requests from here Click on “Submit New Equivalency Request” Button

Server Certification Equivalency Tool (SCET)

This tool allows you to search VMware's HCL database for equivalent products by partner-specific model number, then submit an equivalency request to VMware. VMware will email you to confirm receipt of your request, then email you again to let you know whether your request was approved.

[Submit New Equivalency Request](#)

You don't have any previous requests.


SCET Online Tool – Step by Step Instructions

4. Search by ODM, Form Factor, CPU Type or Chipset

[Go to AET Home](#)

Enter your search terms and click the search button or leave blank to see a complete list.

Model Name:

Product Release Version: 
ESX 3.0
ESX 3.0.1

ODM Name:
ASUSTeK Computer
Intel

Form Factor:
Blade

CPU Name:
Dual Core Intel Xeon 5200

Chipset:
Blackford



SCET Online Tool – Step by Step Instructions

5. Mouse over the Product Models to See Details on the Platform

Below are the matching records to your search criteria:

ODM Name	Product Model	CPU Model	Supported ESX Releases	Request Equivalency
Intel	Intel SR4850HW4	Dual-core Intel Xeon 7000 Series	View Releases	Submit
Intel	Intel SR4850HW4/M	Dual-core Intel Xeon 7000 Series	View Releases	Submit
Intel	Intel SR6850HW4	Dual-core Intel Xeon 7000 Series	View Releases	Submit
Intel	Intel SR6850HW4/M	Dual-core Intel Xeon 7000 Series	View Releases	Submit

ODM Name : Intel
Product Model : Intel SR4850HW4/M
Form Factor : Rackmount
Chipset : Intel E8501 Chipset
CPU : Dual-core Intel Xeon 7000 Series
Bios :
Stepping :
FSB : 667 MHz/800 MHz
Number of Cores : 2
CPU Speed :
Maximum Number of Sockets : 4

IO Devices

For the detail on the CERTIFIED CONFIGURATION, including supported IO devices on this server, please contact your ODM

SCET Online Tool – Step by Step Instructions

6. Ensure Information is Accurate and Submit Form

Server Equivalency Request Form:

Request Details	
Request Date	: 2009-03-10
Partner	: Aberdeen LLC
Name of Requester	: Jack Tateel
Company Name	: Aberdeen LLC
Requester Email	: anthheap@vmware.com
CC (comma separated values)	: <input type="text"/>
<u>Information about your Product:</u>	
Product Model	: <input type="text"/>
Product Description	: <input type="text"/>
	<input type="text" value="500"/>
Form Factor	: Rackmount

Equivalent Product Details	
Equivalent Product Partner	: Intel
ODM Server Board Model Name	: Intel SR4850HW4/M
Requested ESX Server version(s)	: ESX 3.5 U3,ESX 3.5 U2,ESX 3.5 U1,ESX 3.5,ESX 3.0.3,ESX 3.0.2 U1,ESX 3.0.2,ESX 3.0.1
Form Factor	: Rackmount
Chipset	: Intel E8501 Chipset
Bios	:
Stepping	:
FSB	: 667 MHz/800 MHz
Number of Cores	: 2

Next Steps – SCET Approval

Receive Submission Email from VMware

- Immediately After Submission

Receive Approval or Denial Email from VMware

- Typically 1-2 Weeks Later

Platform Posted on VMware's Hardware Compatibility Guide

Questions? Email SystemBuilderHCL@VMware.com